Color Guide
for modeling the

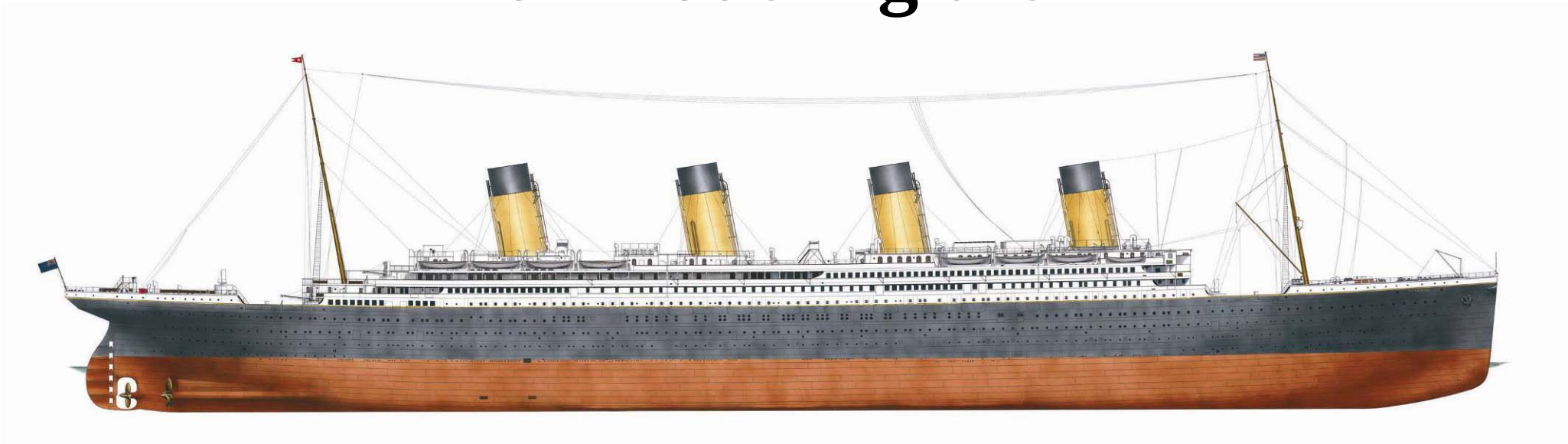

RMS TITANIC

Content

Part of ship	Page
Lower Hull Antifouling (red color on hull)	03
Upper Hull Color (Black)	04
Upper Hull and Superstructure Color (White)	05
Hull Stripe and Ships Name and Port	06
Funnels – White Star Buff	07
Canvas over Lifeboats and Hatches	10
Masts and lower halves of well decks	11
Winches (Electric)	12
Winches (Steam)	13
Lifeboats	14
Deck Fittings	15
Top of Houses	16
Decking	18
Ladders and Stairs	19
Docking Bridge	20
Deck chairs and benches	21
Cranes	22
Handrails	23
Railing and Leadsman Platform	24
Skylights	26
Position lights	27
Windows	28

Lower Hull Antifouling (red color on hull)

Explanation:
The antifouling was a paint called Red Lead. While the modeling color to use is one of the most common questions, it’s also a color on which there's the most agreement. The recommended color and brand is the choice of Harland & Wolff, whose representatives provided historical consultation for James Cameron’s Titanic.



When looking on other ships like the Queen Mary we sometimes find a more brighter red which looks more like a pink. Anyway we should not forget, red is a color which turns into a brighter shade after a while. But Titanic was nearly brand new when she sank. Therefore a darker red would be a good choice.

Template:

RGB-Code:

R: 140
G: 56
B: 38

Suggestion:

Brand: Revell
Paintnumber: #37 Matt Reddish Brown
Finish: As Flat as possible

Upper Hull Color (Black)

Explanation:
The color which was used for the black portion of the hull was an oily paint which appeared not fully flat. A slightly turn into satin would give a realistic look of the real ships black.

The color should also be used for the top of the funnels and the waterways. Anyway inside the funnels a pure flat black should be applied.



Template:

RGB-Code:

R: 0
G: 0
B: 0

Suggestion:

Brand: na
Paintnumber: na
Finish: Flat or very slightly satin

Upper Hull and Superstructure Color (White)

Explanation:
Above the yellow stripe Titanic hull was painted white. This color was also used for all walls and deck houses above C-deck and party at C-deck.

We find it also on:

- ventilators,
- lifeboat hulls,
- rails,
- cranes (note special information for the cranes at the well decks),
- the boat davits (Wellin davits)
- …

Breaking the white into a slightly grey would be a good idea to give the model a more realistic look.

Template:	**RGB-Code:**	**Suggestion:**	
	R: 251	**Brand:**	na
	G: 251	**Paintnumber:**	na
	B: 251	**Finish:**	Flat

Hull Stripe and Ships Name and Port

Explanation:
The hull stripe on White Star ships was a color called Yellow Chromate. Considering the muted colors of the time, it was a surprisingly intense shade of deep yellow, tending a shade toward orange. It's also important to note that the hull stripe tapered (narrowed) as it reached the bow.

The color used for the hull stripe - more properly referred to as a "sheer stripe" - was also the same as the color used for the lettering of the ship’s name and home port.



Template:

RGB-Code:

R: 255
G: 159
B: 0

Suggestion:

Brand: Humbrol
Paintnumber: #154 Insignia YellowFS 33538
Finish: Flat

Funnels – White Star Buff

Explanation:
Historically, this is the Titanic color that's been the subject of the most debate. Titanic modelers are, at present, divided among several different colors as best representing White Star Buff.
Anyway some color photos exist from ships of the white star line and the Shaw, Savill & Albion Line. The Shaw Savill and Albion line adopted the funnel colors of White Star. Some of their vessels continued into the era of color photography. The following photos will give some indication why the particular color and shade was selected.







Template:

RGB-Code:

R: 251
G: 199
B: 142

Suggestion:

Brand: na
Paintnumber: na
Finish: Flat

Funnels – White Star Buff - Pictures









Funnels – White Star Buff – Britannic (later)







Canvas over Lifeboats and Hatches

Explanation:
Titanic used unpainted canvas on the hatch covers (the ones without lights), the lifeboats, and the rope reels on the poop deck. It was common practice to cover the hatch covers at sea with two layers of canvas to ensure water tightness. This was also required and specified by the builders. The color for this canvas is somewhat subjective, but they should not be a “clean looking” color. While new canvas was very white, it quickly lost its bleached white appearance after being out in the weather – and this was especially likely in the Belfast environment, with all the coal smoke in the air. The ideal shade should be a somewhat dirtier color, with a little bit of grey and tan to cut down the white.

There was also canvas on the reels on the poop deck, and on the compass platform on the Boat Deck.

Template:	**RGB-Code:**	**Suggestion:**	
	R: 237	**Brand:**	Humbrol
	G: 237	**Paintnumber:**	10 drops #34 Matt White
	B: 216		2 drops #28 Camouflage Grey
			2 drops #121 Matt Pale Stone
		Finish:	Flat

Masts and lower halves of well decks

Explanation:
No definitive information has survived as to the exact color used to paint the steel masts on Titanic, but what is believed to be color is best illustrated in the later paintings of Ken Marschall.
When James Cameron's movie Titanic was made, the color was thought to be a terra cotta red with a hint of orange, as shown in the movie. This is now known to be incorrect. The lower well deck colors should be the same as the masts.
It is also believed that the same color was used on the lower halves (dadoes) of the well decks, including the lower halves of the well deck crane bases and well deck hatch bases.



Template:

RGB-Code:

R: 150
G: 86
B: 20

Suggestion:

Brand: Humbrol
Paintnumber: #34 Rust
Finish: Flat

Winches (Electric only)

Explanation:
There were two types of winches on Titanic, steam and electric. All the winches on except the ones on the Forecastle Deck were electric.These were painted a color called Green Chromate, except for the drums which were painted black flat.

The cargo winches on the Forecastle Deck were steam winches, and were all black (see page 13).



Template:

RGB-Code:

R: 90
G: 107
B: 97

Suggestion:

Brand: Humbrol
Paintnumber: #75 Matt Bronze Green
Finish: Flat

Winches (Steam)

Explanation:

The cargo winches on the Forecastle Deck were steam winches, and were painted with more of a graphite color like other deck fittings as with a pure black.





Template:

RGB-Code:

R: 56
G: 56
B: 56

Suggestion:

Brand: Floquil
Paintnumber: #110013 Grimy Black FS 37038
Finish: Flat

Lifeboats

Explanation:

The Welin davits and the hulls of the lifeboats were painted white.
The insides of the lifeboats were painted a tan color called Stone. This was a standard color of the time; the superstructures of P&O liners were also painted with a color of the same name, and it may have been the same color. The gunwales (uppermost strake) of the lifeboats were painted dark brown. You can use the same brown as for the masts and inner Well Decks here.

The only two boats that may have been uncovered were Lifeboats A and B (the cutter). These were the two boats closest to the bow, and they were normally kept swung out for emergency use.
For the color of the canvas covers, see the canvas section.



Template:

RGB-Code:

R: 00
G: 00
B: 00

Suggestion:

Brand: Humbrol
Paintnumber: #121 Matt Pale Stone
Finish: Flat

Deck Fittings (Bollards, Rollers,…)

Explanation:
Much of the deck hardware, including the bollards, fairlead rollers, Chain Races, all parts of the steam winches, and the drums on the electric winches was also black (or, to use the builder's term, "blackened"). This shade of black differed from the hull in that it was much more of a graphi







Template:

RGB-Code:

R: 56
G: 56
B: 56

Suggestion:

Brand: Floquil
Paintnumber: #110013 Grimy Black FS 37038
Finish: Flat

Top of Houses

Explanation:
There were several different types of roofs on Titanic. Their construction and color was as follows:

1. Sheathed with wooden deck planks: This includes the two raised roofs on the Boat Deck and the entire Officer's Quarters' deckhouse (but not including the two funnel casings in the middle of this deckhouse, and not including the roof over the Wheelhouse and Navigating Bridge). These roofs were planked, like the main decks, although with narrower planks. These should be finished the same as the main deck planking.

2. Steel: This was used for the boiler and engine casings and the roofs of several of the deckhouses that did not have passenger accommodations within. In some cases the roof was an extension of the funnel casings. These casings and roofs were painted dark grey, with at least one exception.

The exact shades of the grey paint used are unknown since all photographic evidence is black and white, with lighter shades especially susceptible to misinterpretation. It has been suggested that Titanic used the same greys that eventually entered the British Standard Colour chart as Light Admiralty Grey and Dark Admiralty grey. Both were widely used for naval ships in later years and, as with many British military colors, may have predated the color standard itself. These are only educated guesses. Note that the Light Admiralty Grey has a noticeable blue tint to it.

Top of Houses

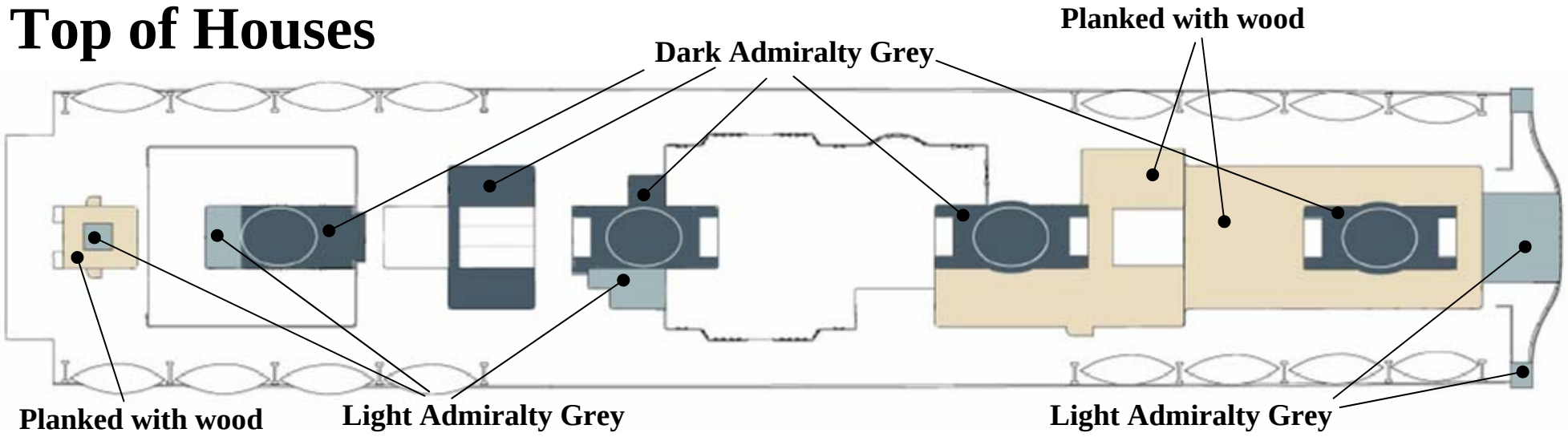

Template:	RGB-Code:	Suggestion:	
Light Admiralty Grey			
	R: 190 **G: 208** **B: 201**	**Brand:** **Paintnumber:** **Finish:**	Humbrol #23 Duck Egg Blue Flat
Dark Admiralty Grey			
	R: 103 **G: 116** **B: 118**	**Brand:** **Paintnumber:** **Finish:**	Humbrol #164 Matt Dark Sea Grey Flat

Decking

Explanation:

Titanic's decks were pine, and not 100% teak as is used today. Teak was only used around the edges of the deckhouses, concrete ventilator bases and other hardware, because of its much higher cost. Titanic used two types of pine, as described in the 1912 text Practical Shipbuilding:

"Yellow-pine deck planks . . . the best are quite free from knots, and make a beautiful white deck."

This material was used on all of Titanic's decks except the well decks, forecastle deck, and poop deck.

"Pitch pine is harder and tougher, and can withstand more wear and tear than yellow pine, and for these reasons it is generally preferred for the decks of cargo vessels."

This was used on the well decks, forecastle deck, and poop deck, and probably had a slightly darker color.

It should be emphasized again that teak was not used for the general decking.

The wood on Titanic's decks may have been fairly weathered by the time she sailed on April 11. It had been exposed to the elements for months during her fitting out, in all kinds of weather, although not necessarily enough sun to bleach the deck to a pale shade.

At right is a photograph of the Boat Deck on Peter Davies-Garner's 1/48 Titanic model. Although this deck was made of wood veneer, it's a superb example of the overall color that the model should achieve. Pine decks were very light in color.



Ladders and Stairs

Explanation:

The stair treads were unvarnished teak, and were the same color as the Deck Chairs. Each stair tread had two brass traction plates screwed to them, side-by-side. For extra detail these can be finished the same as the weathered brass on the ship. The railings were finished the same as the other Railings in the passenger areas, with the exception of the top bar (handrail). The handrails were covered with a woven grip along its entire length. This should be painted the same color as the canvas. .

On Olympic all the vertical bulkhead-mounted ladders were painted black. Titanic's were the same, with the exception of most of the ladders on the Boat Deck which apparently had not been painted black at sailing time and remained white.



White ladder
on Titanic`s Boatdeck

Teak Stairs

Black ladder
on Titanic`s Poopdeck



Docking Bridge

Explanation:

Titanic's Docking Bridge and all stairs, supports, and vents were painted white except for the deck of the Docking Bridge, which was wood planked. The instruments were brass and the wheel was varnished teak, all of which were normally covered with canvas when not in use.





Deck chairs and benches

Explanation:

The wooden benches had slats of Teak wood, with side and center supports and armrests that were cast bronze. It is unknown whether they were varnished or not. The bronze supports and armrests appear in photographs as approximately the same color as the wood, and may not have been black as often assumed. There is also no forensic wreck evidence of the benches having been painted.



The deck chairs were also teak, although the exact finish is unknown. The center section of the each chair was a rattan weave, and was a light tan in color.





Cranes

Explanation:

All the cranes were painted white (the same color as the Hull White). The round bases of all the cranes were also painted white, except the ones in the well deck. The well deck cranes had their bottom halves painted the same color as the Lower Half of the Well Decks.

The round tops of all the crane bases were painted a light grey. Use the light Admiralty grey of page 17.



Well deck cranes with lower part in Brown (Rust)





Base and Platform in light Admiralty Grey (see Top of Houses)

Handrails

Explanation:

The handrails mounted along the bulkheads of the various passenger decks were all black on Olympic, and most likely intended to be the same on Titanic. However, it does not appear that the painting was completed on some of Titanic's handrails. **The handrails on the bulkheads of the deckhouses of the Promenade Deck should be white; all others (down to A-, B- and C-Deck should be black.**

Also note, that not all handrails were already applied on Titanic at her final voyage. This is considered in the plans!

Unfinished Handrails in white on Titanics Promenade Deck



Handrails on Titanics A-Deck in black



Handrails on Olympics A-Deck in black



Railing and Leadsman Platform 1/2

Explanation:

Except for the top teak rail caps, the railings and stanchions on the passenger decks, Poop Deck and Forecastle Deck were painted white. The same applies to the railings on the roof of the Tank Room.
The stanchions (posts) along the roof of the Officers' Quarters deckhouse (on either side of the funnel) were also white. The handrails for the steps (the top bar of the railing that ran along the steps) were covered with a woven grip along its entire length. This should be painted the same color as the canvas.

The top rail caps on most but not all decks accessible to passengers were teak. There were also teak caps along the tops of the bulwarks of the superstructure. None of this was varnished - it was most likely treated periodically with oil to maintain its condition and color. The teak used was most likely Burmese Teak and was most likely probably a faded golden-brown color. Photographs show the teak rail caps on the ship to be very light in color - much lighter than all the other woods.



Refurnished Teak rail of old liner (not Olympic class)

Railing and Leadsman Platform 2/2

Explanation:
The Leadsman platform was on both sides of the ship on the outer ships bulkward of B-deck underneath the bridge. See the plans for correct position.

The platform could be folded out and was made of oiled teak and can be finished the same color.



Template:

RGB-Code:

R: 193
G: 91
B: 29

Suggestion:

Brand: na
Paintnumber: na
Finish: Satin

Skylights

Explanation:

There were a number of skylights and skylight dome covers on Titanic. All were painted white, except the skylights to the Marconi Operating Room and the Officers' Lavatory on the roof of the Officers' Quarters Deckhouse, which were made of wood not steel. These should be painted the same color as the deck benches.

Skylights over Marconi Operating Room and the Officers' Lavatory



Skylight on Forecastle in white



Position lights

Explanation:

The red and the green of the position lights should be very dark. These lights when not illuminated were not bright colors. The glass itself was very dark, like a wine bottle. The open "boxes" against which the lights were mounted can be painted a lighter version of the same color.



Windows

Explanation:

The windows on Titanic were made of steel, brass, or Teak, depending on their location. With only two exceptions, all the windows on Titanic were made of varnished teak. The windows that were not made of Teak were the Officers' Quarters, which were steel; and the forward-facing windows on A-deck (overlooking the bow), which were brass. The teak windows were finished to a dark red-brown color. This is supported by photographs of Olympic, in which the teak windows appear very dark. As red was known to cause an artificial darkening effect in early black-and-white photos, the finish must have had a strong red component to the stain. The non-teak windows were most likely painted to match the varnished teak, and so no distinction has been made between the colors of these different window types.



(Note: this photo is from Olympic, and shows the 1st Class Gymnasium with black handrails. Titanic's gymnasium handrails were white - see the Handrails section.)

Template:	RGB-Code:	Suggestion:	
	R: 60	**Brand:**	Humbrol
	G: 58	**Paintnumber:**	#10 Dark Brown
	B: 60	**Finish:**	Flat

Windows - Exception

Explanation:
The only windows which were not painted dark red-brown were the ones of the veranda and palm court. These were painted white as can be seen in the picture of the Olympic.

Use the same white as for the upper superstructure for these windows.



Template:

RGB-Code:

R: 251
G: 251
B: 251

Suggestion:

Brand: na
Paintnumber: na
Finish: Flat